



**MADE FOR  
HARD WORK.**

[WWW.JCB-TOOLS.COM](http://WWW.JCB-TOOLS.COM)



**POWERGRIP TRADING EST**  
**TRADING, CONTRACTING & SERVICES**

مؤسسة قبضة السلطة التجارية  
التجارة المقاولات والخدمات

**AUTHORIZED DEALER  
OF**



MADE FOR HARD WORK

MADE FOR HARD WORK



# MADE FOR HARD WORK.

**DESIGNED FOR LONG LASTING PERFORMANCE, JCB TOOLS  
ARE ENGINEERED TO WORK AS HARD AS YOU DO – WEEK IN, WEEK OUT.**



The JCB Tools range has been designed to meet the demands of the trade by ensuring high quality manufacturing technology and materials are used throughout the range. As part of the JCB family, JCB Tools continually innovate to get the job done better, with quality that won't let you down.

## CONTENTS

E-TECH BATTERIES AND CHARGERS – POWER AND FLEXIBILITY

18V BRUSHLESS MOTORS

CORDLESS

INDUSTRIAL

CORDED

BENCHTOP

STORAGE

ACCESSORIES

HAND TOOLS

CONTRACTOR & LANDSCAPING TOOLS

AUTOMOTIVE

PORTABLE POWER PRODUCTS





MADE FOR HARD WORK

# E-TECH BATTERIES AND CHARGERS - POWER AND FLEXIBILITY

THE LATEST LITHIUM-ION 'E-TECH' BATTERIES HAVE A LONGER RUN TIME AND COOLING TECHNOLOGY, SO THEY DON'T OVERHEAT, GIVING UP TO 50% LONGER RUN TIMES\*.

\*Compared to previous 4.0Ah Li-Ion battery



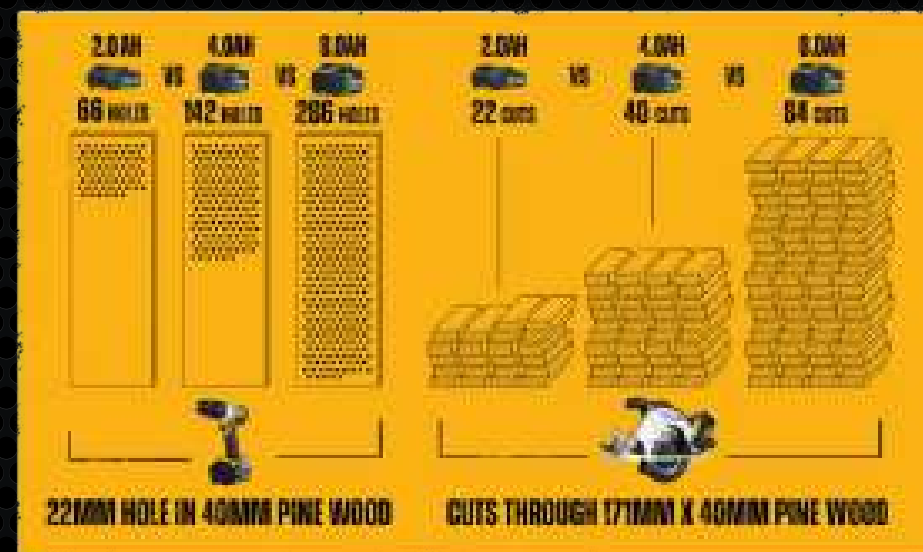
POWERED BY

**JCB E-TECH**

- UP TO 50% LONGER RUNTIME\*
- COOLING TECHNOLOGY
- INCREASED POWER
- BUILT TO LAST

\*Compared to previous 4.0Ah Li-Ion battery

MADE FOR HARD WORK



JCB LI-ION BATTERIES MEET THE HIGHEST SAFETY SPECIFICATION, INCLUDING:

- Over charging protection
- High and low temperature protection
- Over load protection
- Over current protection
- Short circuit protection
- Cell capacity balance protection
- Pre charging function
- Defective indication

MADE FOR HARD WORK

# 18V BRUSHLESS MOTORS

The range includes advanced brushless motor technology providing an extra 25% more power, 50% longer run time and extended motor life. By eliminating the need for carbon brushes, the energy normally lost to friction and resulting heat build-up goes into delivering higher performance and greater long term efficiency.

## 5X LONGER MOTOR LIFE

Brushless motors have fewer wearable parts resulting in increased motor life.

## 25% MORE POWER
















Fewer moving parts result in a quiet motor that never needs maintenance. The reduced friction enables a better use of available energy from the battery pack as there is no resistance from brushes.

## 50% MORE RUN TIME

Carbon brush resistance is eliminated, so less battery energy is wasted. The efficiency of a brushless motor results in a greater run time from each charge.

MADE FOR HARD WORK

### ICONS GUIDE

								
2 SPEED GEARBOX	3 FUNCTION	BRUSHLESS MOTOR	TORQUE	LED LIGHT	ACCESSORIES INCLUDED	VARIABLE SPEED	OVERLOAD PROTECTION	TORQUE
								
2 FUNCTION	QUICK CHANGE	TORQUE	IMPACT ENERGY	SDS PLUS®	4 FUNCTION	LUMENS	ADJUSTABLE HEAD	HANGING HOOK
								
165MM BLADE	MAX CUTTING	AL GUARD	ADJUSTABLE METAL BASE	TOOL FREE BLADE CHANGE	4 PENDULUM SETTINGS	ADJUSTABLE METAL BASE	DUAL DUST BLOWER	SPINDLE
								
ADJUSTABLE SHOE	3° OSCILLATION ANGLE	MULTI FUNCTIONS	ANTI VIBRATION	115MM/4.5" DISC	3 POSITION HANDLE	ANTI VIBRATION SIDE HANDLE	SDS MAX	ADJUSTABLE GUARD
								
KEYLESS LOCKING CHUCK	550W MOTOR	LOCK ON SWITCH	+ 45° - 145° MITRE	CASE INCLUDED	INTER-CHANGEABLE CHUCK	MOTOR POWER 1.8KW / 2.5HP	VARIABLE TEMP	AIR FLOW
								
0°- 45° BEVEL	LASER GUIDE	PUNCTURE PROOF TYRE (SOLID)	125MM/5" SANDING PAD	HOOK AND LOOP	DUST BAG	OIL LUBRICATING	AIR RECEIVER 50LTR	AIR DISPLACEMENT 257 L/MIN



POWERED BY  
**JCB E-TECH**

# CORDLESS.

THE JCB 18V CORDLESS RANGE IS FUELLED BY THE E-TECH BATTERY WHICH DELIVERS COMPACT, HIGH-CAPACITY POWER WITH LONG RUN-TIMES AND DURABILITY BUILT IN.


**CORDLESS, MADE FOR HARD WORK**



## 18V COMBI DRILL BRUSHLESS

21-18BLCD-B


- 2-Speed variable gearbox
- Drilling, screwdriving and hammer functions
- 20+3 position adjustable torque control
- Trigger switch with locking option for controlled application
- Includes 50mm double ended screwdriver bit and belt clip



## 18V COMBI DRILL

21-18CD-B


- 2-Speed variable gearbox
- Drilling, screwdriving and hammer functions
- 16+3 position adjustable torque control
- Trigger switch with locking option for controlled application
- Includes 50mm double ended screwdriver bit and belt clip



## 18V DRILL DRIVER BRUSHLESS

21-18BLDD-B


- 2-Speed variable gearbox
- Drilling and screwdriving functions
- 19+1 position adjustable torque control
- Trigger switch with locking option for controlled application
- Includes 50mm double ended screwdriver bit and belt clip



## 18V DRILL DRIVER

21-18DD-B


- 2-Speed variable gearbox
- Drilling and screwdriving functions
- 19+1 position adjustable torque control
- Trigger switch with locking option for controlled application
- Includes 50mm double ended screwdriver bit and belt clip



## 18V IMPACT DRIVER BRUSHLESS

21-18BLID-B

- Powerful 180Nm torque with variable speed up to 2200/min
- 1/4" Hex quick change chuck
- Built in LED for improved visibility
- Ergonomic design with rubber grip overmould
- Impact rate of 0-3,300bpm



**JCB**  
TOOLS



**CORDLESS, MADE FOR HARD WORK**

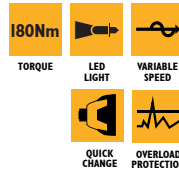
**CORDLESS, MADE FOR HARD WORK**



### 18V IMPACT DRIVER

21-18ID-B

- Powerful 150Nm torque with variable speed up to 2000/min
- 1/4" Hex quick change chuck
- Built in LED for improved visibility
- Ergonomic design with rubber grip overmould
- Impact rate of 0-3,000bpm



### 18V ANGLE GRINDER

21-18AG-B


- Ideal tool for cutting and grinding metal, stone and paving
- 3 position anti-vibration side handle
- Aluminium casing for enhanced heat distribution resulting in greater durability
- Tool-free guard adjustment and spindle lock button
- Includes 1 x 115mm grinding disc



### 18V ROTARY HAMMER DRILL BRUSHLESS

21-18BLRH-B


- Powerful 4-mode Brushless SDS Plus® Rotary Hammer Drill
- Ideal for drilling into concrete, brick and masonry
- Multi-positional side handle for operational convenience
- Ergonomic design with rubber grip overmould
- Incorporates a rotary stop mode
- Includes 4 x SDS Plus® drill bits (6,8,10,12mm) an SDS Plus® chuck and a keyless 13mm chuck



### 18V CIRCULAR SAW

21-18CS-B

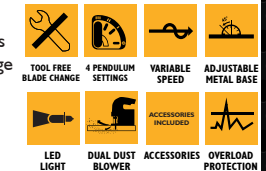
- Adjustable aluminium base plate for bevel cuts up to 45°
- 3650/min no load speed for fast and accurate cutting
- Ideal for lightweight sawing applications
- Includes a 165mm diameter, 24 tooth carbide tipped blade



### 18V JIGSAW

21-18JS-B

- Tool-free blade change for convenience
- 4-Stage pendulum for use on a variety of different materials
- Solid base plate incorporating a lever operated quick-change bevelling capability
- Dust extraction (with adaptor)
- Includes 1 x wood and 1 x metal blade





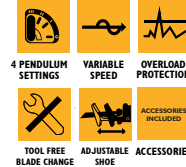
## CORDLESS, MADE FOR HARD WORK

### 18V RECIPROCATING SAW

21-18RS-B



- Ideal for cutting metal, wood, plastic and much more
- Adjustable position foot plate which gives flexibility of cutting depth
- Tool-free blade change system gives speed and ease of blade change
- Safety interlock trigger for added safety
- Includes 1 wood (230mm 6T) and 1 metal (150mm 24T) cutting blades




### 18V MULTI-TOOL

21-18MT-B



- Ideal for cutting, sawing, scraping, grinding, sanding and more
- Tool-free blade change system
- Anti-vibration technology
- Variable speed 5,000 to 15,000/min
- Includes 1 x scraper, 1 x straight blade, 1 x sanding pad, 3 x sanding sheets



## CORDLESS, MADE FOR HARD WORK

### ROUTER BODY & TRIMMER BASE BRUSHLESS

21-18-RT



- Variable speed with soft start
- Rack and pinion precision depth adjustment system
- Vacuum adaptor included for dust extraction
- Lock on/off switch for added safety
- Router body includes 6.35mm 1/4" collet, 22mm and 13mm spanners
- Trimmer base includes straight, trimmer and templet guides, 8mm socket wrench and Hex key



### INCLINED BASE ACCESSORY

21-18RT-B-IN



- Accessory for use with 18V brushless router
- Adjustable tilt range: -30 to +45°
- Cam lock lever
- Rack and pinion precision depth adjustment system
- Non-slip body grip
- Replaceable non-marking base
- Includes 8mm socket wrench



### OFFSET BASE ACCESSORY

21-18RT-B-OS



- Accessory for use with 18V brushless router
- Offset distance of 18.5mm for edge to bit centerline
- Cam lock lever
- Non-slip body grip
- Replaceable non-marking base
- Includes bar type grip, grip bracket attachment, large pulley / small pulley, pulley belt, 8mm socket wrench, hex key



### PLUNGE BASE ACCESSORY

21-18RT-B-P



- Accessory for use with 18V brushless router
- 3-stage precision cutting depth adjustment
- Plunge cutting depth of 0-35mm
- Cam lock lever
- 2 handle non-slip body grip
- Includes straight guide, guide holder ruler assembly, templet guide, clear guard, 8mm socket wrench, dust nozzle x 2




### TRIMMER BASE ACCESSORY

21-18RT-B-T



- Accessory for use with 18V brushless router
- Rack and pinion precision depth adjustment system
- Plunge depth of 40mm
- Non-slip body grip
- Replaceable non-marking base
- Includes straight guide, trimmer guide, templet guide, 8mm socket wrench, hex key, dust nozzle



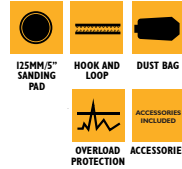
## CORDLESS, MADE FOR HARD WORK



### 18V ORBITAL SANDER

21-180S-B

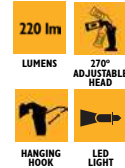
- 125mm Orbital Sander with hook and loop fastening
- Replaceable hook and loop sanding pad
- Includes removable dust collection bag
- Ergonomic design with rubber grip overmould
- Includes hook and loop sanding sheets



### 18V INSPECTION LAMP

21-18IL-B

- Delivers 220 Lumens of constant illumination
- Variable folding positions
- Up to 28 hours of use with a fully charged 5 Ah battery pack
- Integral hanging hook
- Luminaire type: floodlight



### 18V USB ADAPTOR

21-18USB

- 18V USB Adaptor for charging up to 2 USB devices, ideal for mobiles and tablets.
- Compatible with 2.0Ah, 3.0Ah, 4.0Ah, 5.0Ah, 6.0Ah and 8.0Ah battery packs
- Twinport USB
- Attaches to JCB 18V Lithium-ion batteries for charging USB devices
- Integrated LED light for greater visibility



### 18V BLUETOOTH SPEAKER

21-18WBS-B


- 18V Cordless Speaker with Bluetooth Technology to wirelessly connect to mobile devices
- Operates up to a 10 metre range and lasts up to 100 hours with a 5Ah battery
- 3.5mm aux-in port (suitable for headphone cable)
- USB port for smartphone charging
- Speaker output power 2 x 3W



### 18V VACUUM CLEANER

21-18VAC-B

- Compatible with 2.0Ah, 3.0Ah, 4.0Ah, 5.0Ah, 6.0Ah and 8.0Ah battery packs
- 18V handheld vacuum cleaner that has up to 500ml capacity
- Powerful suction with a HEPA filter for efficient cleaning
- Includes flexible extension hose, fixed head brush, swivel floor brush and long crevice tool



## CORDLESS, MADE FOR HARD WORK

### LI-ION BATTERIES



21-20LI	JCB 2.0AH LI-ION BATTERY   LED INDICATOR   COMPATIBLE WITH ALL 18V TOOLS
21-30LI	JCB 3.0AH LI-ION BATTERY   LED INDICATOR   COMPATIBLE WITH ALL 18V TOOLS
21-40LI	JCB 4.0AH LI-ION BATTERY   LED INDICATOR   COMPATIBLE WITH ALL 18V TOOLS
21-50LI	JCB 5.0AH LI-ION BATTERY   LED INDICATOR   COMPATIBLE WITH ALL 18V TOOLS
21-30LI-HC	JCB 3.0AH LI-ION BATTERY   LED INDICATOR   COMPATIBLE WITH ALL 18V TOOLS
21-40LI-HC	JCB 4.0AH LI-ION BATTERY   LED INDICATOR   COMPATIBLE WITH ALL 18V TOOLS
21-60LI-HC	JCB 6.0AH LI-ION BATTERY   LED INDICATOR   COMPATIBLE WITH ALL 18V TOOLS
21-80LI-HC	JCB 8.0AH LI-ION BATTERY   LED INDICATOR   COMPATIBLE WITH ALL 18V TOOLS

HC = HIGH CAPACITY





**CORDLESS, MADE FOR HARD WORK**

## CHARGERS



CODE	CAPACITY	CHARGE TIME FAST CHARGER	CHARGE TIME SUPER FAST CHARGER	CHARGE TIME DUAL CHARGER
21-20LI	2.0AH	45 MINS	30 MINS	35 MINS
21-30LI	3.0AH	65 MINS	40 MINS	45 MINS
21-40LI	4.0AH	90 MINS	55 MINS	60 MINS
21-50LI	5.0AH	110 MINS	65 MINS	75 MINS
21-30LI-HC	3.0AH	65 MINS	45 MINS	55 MINS
21-40LI-HC	4.0AH	100 MINS	60 MINS	70 MINS
21-60LI-HC	6.0AH	150 MINS	90 MINS	105 MINS
21-80LI-HC	8.0AH	200 MINS	120 MINS	140 MINS

Times given as a guide only. Battery charge and discharge times dependant on age, usage and condition.




**CORDLESS, MADE FOR HARD WORK**

## 12V COMBI DRILL

21-12CD-B



- Variable speed gearbox
- Drilling, screwdriving and hammer functions
- Delivers 30Nm of torque
- 20+3 position adjustable torque control
- Trigger switch with locking option for controlled application
- Includes 50mm double ended screwdriver bit and belt clip




## 12V DRILL DRIVER 4 IN 1 CHUCK

21-12DD-B



- Includes right angle adaptor, offset angle chuck and 10mm keyless chuck
- Variable speed gearbox
- Drilling and screwdriving functions
- 19+1 position adjustable torque control
- Trigger switch with locking option for controlled application
- Includes 50mm double ended screwdriver bit and belt clip




## 12V IMPACT DRIVER

21-12ID-B



- Compatible with 1.5Ah and 2.0Ah battery packs
- Powerful 90Nm torque
- Variable speed gearbox
- 19+1 position adjustable torque control
- Trigger switch with locking option for controlled application
- Includes 50mm double ended screwdriver bit and belt clip



## 12V BATTERY - LITHIUM ION BATTERY

21-12-20LI



- An impressive runtime of up to 60 minutes
- Harmoniously pairs with all of our 12V power tools
- Crafted for professionals and heavy-duty DIY

## 12V FAST CHARGER 2.4A

21-12VFC



- Lightning-fast charge time
- Optimal charging performance





# INDUSTRIAL TOOLS.

THESE ARE THE BASE TOOLS FOR YOUR CONSTRUCTION AND RENOVATION NEEDS.  
THEY ARE ROBUST, POWERFUL AND BUILT FOR THE TRADE PROFESSIONAL.

**INDUSTRIAL TOOLS, MADE FOR HARD WORK**



## PRO 230V CEMENT MIXER

JCB-CM150E

- 134L seam welded drum
- 100L working capacity
- One piece chassis with three position adjustment
- 12" puncture proof tyres



PUNCTURE  
PROOF  
TYRES



VOLTAGE



## PRO 110V CEMENT MIXER

JCB-CM150E-110

- 134L seam welded drum
- 100L working capacity
- One piece chassis with three position adjustment
- 12" puncture proof tyres



PUNCTURE  
PROOF  
TYRES



VOLTAGE



## PRO PETROL CEMENT MIXER

JCB-CM150P

- Powered by a 113cc JCB petrol engine
- 134L seam welded drum
- 100L working capacity
- One piece chassis with three position adjustment
- 12" puncture proof tyres



PUNCTURE  
PROOF  
TYRES



ENGINE



## PRO PETROL CEMENT MIXER

JCB-CMH150P

- Powered by a Honda GX120 engine
- 134L seam welded drum
- 100L working capacity
- One piece chassis with three position adjustment
- 12" puncture proof tyres



PUNCTURE  
PROOF  
TYRES



HONDA  
ENGINE



# CORDED.

THE JCB TOOLS MAINS POWERED RANGE OF TOOLS PROVIDE THE  
BASE TOOLS FOR YOUR CONSTRUCTION AND RENOVATION NEEDS.  
THEY ARE ROBUST, POWERFUL AND BUILT FOR THE TRADE PROFESSIONAL.

**CORDED, MADE FOR HARD WORK**

## 850W 100MM ANGLE GRINDER

JCB-AG100



- Ideal tool for cutting and grinding metal, stone and paving
- 2 position anti-vibration side handle
- Compact and slim design
- Quick release guard and spindle lock button
- 3m cable
- Suitable for use with 100mm discs




## 850W 115MM ANGLE GRINDER

JCB-AG115



- Ideal tool for cutting and grinding metal, stone and paving
- 2 position anti-vibration side handle
- Compact and slim design
- Quick release guard and spindle lock button
- 3m cable
- Suitable for use with 115mm discs

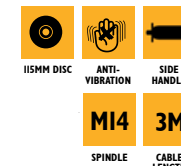


## 1200W 115MM ANGLE GRINDER

JCB-AG115-P



- Ideal tool for cutting and grinding metal, stone and paving
- Powerful 1200W motor
- 2 position anti-vibration side handle
- Compact and slim design
- Quick release guard and spindle lock button
- 3m cable
- Suitable for use with 115mm discs



## 840W 125MM ANGLE GRINDER

21-AG125



- Ideal tool for cutting and grinding metal, stone and paving
- Anti-vibration side handle
- Compact and powerful design
- 2 stage trigger
- Adjustable guard and spindle lock button
- Includes 1 x metal grinding disc, 1 x pin wrench, 1 x spanner and 1 x spare set of carbon brushes



## 2400W 180MM ANGLE GRINDER

JCB-AG180



- Ideal tool for cutting and grinding metal, stone and paving
- 2 position anti-vibration side handle and rotating rear handle
- Compact and slim design
- Quick release guard and spindle lock button
- 2 action paddle switch
- Soft start function
- Suitable for use with 180mm discs





**CORDED, MADE FOR HARD WORK**


**CORDED, MADE FOR HARD WORK**



### 2400W 230MM ANGLE GRINDER

JCB-AG230


- Ideal tool for cutting and grinding metal, stone and paving
- 2 position anti-vibration side handle and rotating rear handle
- Compact and slim design
- Quick release guard and spindle lock button
- 2 action paddle switch
- Soft start function
- Suitable for use with 230mm discs



### 1/4 SHEET SANDER 240W

JCB-QSS240


- Corded 1/4 sheet sander
- Suitable for small to medium sanding tasks
- Variable speed control enables more control
- Hook and loop sanding base
- Dual bag for cleaner and safer working (included)
- Includes 3 x sanding sheets



### ANGLE GRINDER TWIN PACK

21-AGTPK

- Contains 2000W and 600W angle grinders.
- Ideal tool for cutting and grinding metal, stone and paving
- Anti-vibration side handle
- 2 stage trigger
- Tool free guard adjustment and spindle lock button
- Includes 2 x tool-less adjustable guards, 2 x anti vibrations handles, 2 x pin wrenches



### 350W 125MM ORBITAL SANDER

21-RO125

- Powerful motor suitable for professional tasks
- Hook and loop sanding base makes disc change quick and easy
- Dust bag collection
- Variable speed control
- Includes 3 x sanding sheets and dust bag



### 1300W 115/125MM ANGLE GRINDER

JCB-AG1300-230V


- Ideal tool for cutting and grinding metal, stone and paving
- 2 position anti-vibration side handle and rotating rear handle
- Tool-less adjustable blade guard
- Suitable for use with 115mm and 125mm discs



### 800W JIGSAW

21-JS800

- Tool-free blade change for convenience
- 4-Stage pendulum for use on a variety of different materials
- Solid base plate incorporating a lever operated quick-change bevelling capability
- Variable speed functionality for more controlled cuts
- Dust extraction (with adaptor)
- Includes 1 x vacuum adaptor, 1 x guide ruler, 1 x wood blade, 1 x metal blade, 1 x hex key



### 1400W 125MM ANGLE GRINDER

JCB-AG1400-230V


- Ideal tool for cutting and grinding metal, stone and paving
- 2 position anti-vibration side handle and rotating rear handle
- Tool-less adjustable blade guard
- Suitable for use with 125mm discs



### 1500W 185MM CIRCULAR SAW

21-CS1500

- Powerful 1500W motor for professional use
- 24T TCT blade included for cutting wood
- Adjustable metal base plate for straight and mitre cuts
- Soft grip provides stable and comfortable operation
- Laser guide for accurate cutting
- Includes 1 x wood cutting blade, 1 x parallel guide and 1 x hex key



### 2600W 230MM ANGLE GRINDER

JCB-AG2600-230-230V


- Powerful 2600W motor
- 3 position anti-vibration side handle
- Tool-less adjustable blade guard
- 3m cable
- Suitable for use with 230mm discs



### 750W 13MM IMPACT DRILL

JCB-ID750-B

- Variable speed control for different applications
- Forward and reverse settings
- Soft grip handle for user comfort and control
- 13mm keyless chuck





**CORDED, MADE FOR HARD WORK**



### 1050W 2 SPEED IMPACT DRILL JCB-ID1050-B

- Variable speed control for different applications
- Forward and reverse settings
- Metal gearbox
- Soft grip handle for user comfort and control
- 13mm keyed chuck




### 1700W 30MM HEX DEMOLITION HAMMER 21-DH1700

- Powerful demolition hammer drill delivering 65J of impact force
- Suitable for fast chiselling and high material removal rate
- Anti-vibration system and lock on switch for comfort and reduced fatigue
- Multi-positional auxiliary handle for operational convenience
- Includes 2 chisels, 1 set of spare carbon brushes, grease tube and carry case



### 1050W SDS PLUS® ROTARY HAMMER DRILL 21-RH1050

- Drilling, hammer drilling, chiselling and chisel adjustment
- Ideal for drilling into concrete, brick and masonry
- Incorporates a rotary stop mode for light chiselling in tiles, render and plaster
- Multi-positional side handle for operational convenience
- Includes an SDS Plus® quick change chuck and standard 13mm chuck, 2 chisels & 3 drill bits (8,10,12mm), 1 set spare carbon brushes and case



### 2000W DEMOLITION HAMMER JCB-DH2000

- Powerful demolition hammer drill delivering 62J of impact force
- Suitable for fast chiselling and high material removal rate
- Anti-vibration system and lock on switch for comfort and reduced fatigue
- 28mm HEX Chuck
- Includes 2 chisels, 1 set spare carbon brushes, grease tube and case




### 1500W SDS PLUS® ROTARY HAMMER DRILL 21-RH1500

- Drilling, hammer drilling, chiselling and chisel adjustment
- Ideal for drilling into concrete, brick and masonry
- Incorporates a rotary stop mode for chiselling in tiles, render and plaster
- Multi-positional side handle for operational convenience
- Includes 2 chisels & 3 drill bits (8,10,12mm), 1 set spare carbon brushes, grease tube, wrench and case



### 1300W SDS MAX® DEMOLITION HAMMER 21-DH1300

- Powerful demolition hammer drill delivering 15J of impact force
- Suitable for fast chiselling and high material removal rate
- Anti-vibration system and lock on switch for comfort and reduced fatigue
- Multi-positional side handle for operational convenience
- Includes 2 chisels, 1 set spare carbon brushes, grease tube, wrench and carry case



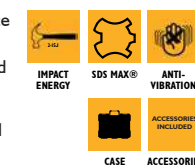
### 1500W SDS MAX ROTARY HAMMER JCB-RH1500-SDSM

- Drilling, hammer drilling, chiselling and chisel adjustment
- Ideal for drilling into concrete, brick and masonry
- Anti-vibration handle
- 2-15J impact energy
- SDS MAX Chuck
- Includes auxiliary handle, 1 set spare carbon brushes, grease tube, depth stop and case



### 1500W SDS MAX DEMOLITION HAMMER JCB-DH1500-SDSM

- Powerful demolition hammer drill delivering 2-15J of impact force
- Suitable for fast chiselling and high material removal rate
- Anti-vibration system and lock on switch for comfort and reduced fatigue
- SDS MAX Chuck
- Includes 1 set spare carbon brushes, grease tube, depth stop and case



### 1600W DEMOLITION HAMMER JCB-DH1600

- Powerful demolition hammer drill delivering 55J of impact force
- Suitable for fast chiselling and high material removal rate
- Anti-vibration system and lock on switch for comfort and reduced fatigue
- 18mm HEX Chuck
- Includes 2 chisels, 1 set spare carbon brushes, grease tube and case



### 1600W SDS MAX DEMOLITION HAMMER JCB-DH1600-SDSM

- Powerful demolition hammer drill delivering 5-29J of impact force
- Suitable for fast chiselling and high material removal rate
- Anti-vibration system and lock on switch for comfort and reduced fatigue
- SDS MAX Chuck
- Includes 2 chisels, 1 set spare carbon brushes, grease tube and case





# BENCHTOP TOOLS.

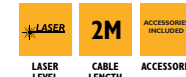
DESIGNED AND CRAFTED TO DELIVER HIGH-PERFORMANCE AND PRECISION FOR YOUR CONSTRUCTION AND RENOVATION NEEDS.

**BENCHTOP TOOLS, MADE FOR HARD WORK**



## 210MM COMPOUND MITRE SAW JCB-MS-210C

- Laser guide for accurate cutting
- Suitable for bevel and mitre cuts into wood, metal, plastics etc.
- 2m cable length
- Dust bag provided for a cleaner working environment
- Includes 1 210 x 30 x 2.6mm 24T TCT blade, clamp, supports, 1 set spare carbon brushes and Hex key



## 210MM SLIDING BEVEL MITRE SAW JCB-MS-210SB

- Powerful 1500W motor for professional use
- Suitable for bevel and mitre cuts into wood, metal, plastics etc.
- Laser guide for accurate cutting
- Includes 24T TCT blade, dust bag, 2x work piece supports, clamp, hex key and 2x spare carbon brushes



## 254MM SLIDING BEVEL MITRE SAW JCB-MS-254SB

- Powerful 2000W motor for professional use
- Suitable for bevel and mitre cuts into wood, metal, plastics etc.
- Laser guide for accurate cutting
- Includes 60T TCT blade, dust bag, 2x work piece supports, clamp, hex key and 2x spare carbon brushes





## BENCHTOP TOOLS, MADE FOR HARD WORK



### 254MM DOUBLE BEVEL MITRE SAW

JCB-MS-254DB

- 254mm double bevel mitre saw
- Bevel 45 degrees
- Dust collection for cleaner and safer working environment
- Soft grip handle for greater comfort during prolonged use
- Supplied with 254mm, 24T, wood TCT blade



### 305MM DOUBLE BEVEL MITRE SAW

JCB-MS-305DB

- 305mm double bevel mitre saw
- Bevel 45 degrees
- Dust collection for cleaner and safer working environment
- Soft grip handle for greater comfort during prolonged use
- Supplied with 305mm, 24T, wood TCT blade



### UNIVERSAL MITRE SAW STAND

JCB-MS-ST

- Universal stand capable of supporting most brands of mitre saws.
- Height range of workpiece supports = 810-910mm
- Width range of workpiece supports = 1000-1650mm
- Compact, lightweight, all-steel construction with folding legs can be quickly collapsed and transported.
- Extendable beam and fully adjustable extension rollers support oversized timber sections up to a maximum load of 200kg
- Universal mounting brackets



## BENCHTOP TOOLS, MADE FOR HARD WORK



### 210MM TABLE SAW

21-TS-210

- Powerful 1500W motor
- Saw blade height adjustment up to 80mm
- Dust extraction facility for cleaner, safer working
- Extendable table design 540mm to 915mm suitable for a variety of work piece sizes
- Soft start function for more controlled cutting application



### 254MM TABLE SAW

21-TS-254

- 254mm table saw with cutting range 0° - 45°
- Powerful 2000W motor
- Cutting capacity: 85mm 90°, 60mm 45°
- Extendable table up to 625mm (right)
- Suitable for 254mm blades with 30mm bore
- Includes 254mm 24T blade



### 254MM TABLE SAW WITH STAND

21-TS-254-ST

- 254mm table saw with aluminium folding stand
- Cutting range 0° - 45°
- Powerful 2000W motor
- Cutting capacity: 85mm 90°, 60mm 45°
- Extendable table up to 625mm (right)
- Suitable for 254mm blades with 30mm bore
- Includes 254mm 24T blade.





# STORAGE.

OUR RANGE OF KIT BAGS AND POWER TOOL CARRY CASES ARE  
DESIGNED TO ORGANISE AND KEEP TOOLS IN OPTIMUM CONDITION.

## STORAGE, MADE FOR HARD WORK



### SITE SYSTEM SET WITH 1/2 ORGANISER

JCB-SITESYS-ST-P

- Site system set includes site system cart, site system tool box and site system organiser case
- Ideal for transporting tools and accessories in and around on site
- Wall mounting included
- Large 9" all-terrain wheels for improved mobility



LARGE WHEELS



TOP HANDLE



HARD CASE



### SITE SYSTEM SET

JCB-SITESYS-ST

- Site system set includes site system cart, site system tool box and site system organiser case
- Ideal for transporting tools and accessories in and around on site
- Wall mounting included
- Large 9" all-terrain wheels for improved mobility



LARGE WHEELS



TOP HANDLE



HARD CASE



### SITE SYSTEM CART

JCB-SITESYS-C

- Ideal for transporting tools and accessories in and around on site
- Large 9" all-terrain wheels for improved mobility
- Internal organiser
- Large loading capacity 72kg



TOP HANDLE



HARD CASE



LARGE WHEELS



72KG

LOADING CAPACITY



### SITE SYSTEM 2 DRAWER

JCB-SITESYS-2DW

- Ideal for organising and transporting tools and accessories
- 2 deep drawers with dividers included
- Wall mounting included
- Large loading capacity 20kg
- Interchangeable functionality with site system range



INTER-CHANGEABLE



20KG

LOADING CAPACITY



### SITE SYSTEM 3 DRAWER

JCB-SITESYS-3DW

- Ideal for organising and transporting tools and accessories
- 2 shallow drawers with dividers and 1 deep drawer
- Wall mounting included
- Large loading capacity 20kg
- Interchangeable functionality with site system range



INTER-CHANGEABLE



20KG

LOADING CAPACITY



## STORAGE, MADE FOR HARD WORK



### SITE SYSTEM XL TOOL BOX

JCB-SITESYS-XLTB

- Ideal for storing and transporting medium-large size tools
- Internal organiser
- Wall mounting included
- Large loading capacity 72kg
- Interchangeable functionality with site system range



INTER-  
CHANGEABLE



LOADING  
CAPACITY



### SITE SYSTEM CRATE

JCB-SITESYS-CR

- Open crate design ideal for easy access to tools
- Wall mounting included
- Loading capacity 30kg
- Interchangeable functionality with site system range



INTER-  
CHANGEABLE



LOADING  
CAPACITY



### SITE SYSTEM TOOL BOX

JCB-SITESYS-TB

- Ideal for storing and transporting medium-large size tools
- Internal organiser
- Wall mounting included
- Loading capacity 54kg
- Interchangeable functionality with site system range



INTER-  
CHANGEABLE



LOADING  
CAPACITY



### SITE SYSTEM ORGANISER CASE

JCB-SITESYS-CS

- Ideal for storing and transporting medium size tools
- Internal organiser and 2x removable dividers
- Wall mounting included
- Loading capacity 36kg
- Interchangeable functionality with site system range



INTER-  
CHANGEABLE



LOADING  
CAPACITY



### SITE SYSTEM HALF ORGANISER

JCB-SITESYS-OR

- Ideal for accessory and hardware organisation
- Includes 1 large bin, 2x dividers and 6x small bins
- Wall mounting included
- Interchangeable functionality with site system range



INTER-  
CHANGEABLE



### SITE SYSTEM CLEAR ORGANISER

JCB-SITESYS-CO

- Ideal for accessory and hardware organisation
- Includes 2x large bins, 4x dividers and 8x small bins
- Wall mounting included
- Interchangeable functionality with site system range



INTER-  
CHANGEABLE



## STORAGE, MADE FOR HARD WORK



### 26" TROLLEY HANDLED KIT BAG

21-18VKB

- Multiple pockets for storing and transporting tools and accessories
- Telescopic trolley handle
- 2x wheels for easily transportation of your tools
- Padded shoulder strap
- Soft grip carry handle



### 20" KIT BAG WITH SOFT BASE

21-KBAG


- Multiple pockets for storing and transporting tools and accessories
- Padded shoulder strap
- Soft grip carry handle



### SITE SYSTEM OPEN TOTE BAG

JCB-SITESYS-BG-OT

- Open tote bag design for quick and easy access to contents
- Waterproof base
- Aluminium handle
- Padded shoulder strap
- Durable material construction
- 25kg loading capacity



### SITE SYSTEM COOL BAG

JCB-SITESYS-BG-CB

- Cool bag with accessory pockets - ideal for working on site
- Waterproof base
- Padded shoulder strap
- Durable material construction
- 20kg loading capacity



### SITE SYSTEM BACKPACK

JCB-SITESYS-BG-BP

- Backpack design with padded straps ideal for transporting small-medium size tools and accessories
- Waterproof base
- Padded shoulder strap
- Durable material construction
- 20kg loading capacity



### SITE SYSTEM WIDE MOUTH TOOL BAG

JCB-SITESYS-BG-WM

- Wide mouth design provides visibility to contents for easy tool selection
- Waterproof base
- Padded shoulder strap
- Durable material construction
- 30kg loading capacity



### SITE SYSTEM RECTANGLE TOP TOOL BAG

JCB-SITESYS-BG-RT

- Rectangle top design provides greater storage capacity and access for medium-large size tools
- Waterproof base
- Padded shoulder strap
- Durable material construction
- 30kg loading capacity



### SITE SYSTEM COMPACT TOOL BAG

JCB-SITESYS-BG-CP

- Open top design for quick and easy access to contents
- Ideal for small-medium size tools and accessories
- Waterproof base
- Padded shoulder strap
- Durable material construction
- 20kg loading capacity



### SITE SYSTEM TECHNICIANS TOTE

JCB-SITESYS-BG-TT

- Ideal for small-medium size tools and accessories
- Waterproof base
- Padded shoulder strap
- Durable material construction
- 20kg loading capacity



### SITE SYSTEM TECHNICIANS BAG

JCB-SITESYS-BG-TB

- Technicians tool bags with variety of pockets and accessory holders to help keep tools organised
- Waterproof base
- Padded shoulder strap
- Durable material construction
- 20kg loading capacity







# ACCESSORIES.

OUR WIDE RANGE OF DRILLING, CUTTING, GRINDING AND  
SANDING POWER TOOL ACCESSORIES KEEP YOUR JCB TOOLS  
WORKING HARDER FOR LONGER.

## ACCESSORIES, MADE FOR HARD WORK



### MULTI PURPOSE DRILL BITS

- Multi purpose drill bit with carbide tip construction for increased durability
- Suitable for drilling into masonry, metal and wood
- Smooth drilling application
- Precision ground flutes for smooth drilling application which means less battery wear on cordless tools

5055803310516	JCB 3X70MM MULTI PURPOSE DRILL BIT
5055803310523	JCB 4X75MM MULTI PURPOSE DRILL BIT
5055803310530	JCB 5X85MM MULTI PURPOSE DRILL BIT
5055803310547	JCB 5.5X85MM MULTI PURPOSE DRILL BIT
5055803310554	JCB 6X100MM MULTI PURPOSE DRILL BIT
5055803310622	JCB 6X150MM MULTI PURPOSE DRILL BIT
5055803310561	JCB 6.5X100MM MULTI PURPOSE DRILL BIT
5055803310578	JCB 7X100MM MULTI PURPOSE DRILL BIT
5055803310585	JCB 8X120MM MULTI PURPOSE DRILL BIT
5055803310592	JCB 10X120MM MULTI PURPOSE DRILL BIT
5055803310608	JCB 12X150MM MULTI PURPOSE DRILL BIT
5055803310615	JCB 4 PIECE MULTI PURPOSE DRILL BIT SET





## TURBOJET™ HSS DRILL BITS

- HSS drill bit with unique TurboJet™ cutting edge tip
- Easy start tip
- Superior cutting and fast debris removal
- TiN (Titanium Nitride) hard ceramic coating surface finish for up to 4 times longer life than standard HSS drill bits
- Precision ground flutes for smooth drilling application which means less battery wear on cordless tools

5055803318666	JCB HSS TURBOJET 7 POINT DRILL BIT 2X49MM 3PK
5055803318673	JCB HSS TURBOJET 7 POINT DRILL BIT 2.5X57MM 3PK
5055803318680	JCB HSS TURBOJET 7 POINT DRILL BIT 3X61MM 3PK
5055803318697	JCB HSS TURBOJET 7 POINT DRILL BIT 3.5X65MM 3PK
5055803318703	JCB HSS TURBOJET 7 POINT DRILL BIT 4X75MM 3PK
5055803318710	JCB HSS TURBOJET 7 POINT DRILL BIT 4.5X80MM
5055803318727	JCB HSS TURBOJET 7 POINT DRILL BIT 5X86MM
5055803318734	JCB HSS TURBOJET 7 POINT DRILL BIT 5.5X93MM
5055803318741	JCB HSS TURBOJET 7 POINT DRILL BIT 6X93MM
5055803318758	JCB HSS TURBOJET 7 POINT DRILL BIT 6.5X101MM
5055803318765	JCB HSS TURBOJET 7 POINT DRILL BIT 7X109MM
5055803318772	JCB HSS TURBOJET 7 POINT DRILL BIT 7.5X109MM
5055803318789	JCB HSS TURBOJET 7 POINT DRILL BIT 8X117MM
5055803318796	JCB HSS TURBOJET 7 POINT DRILL BIT 8.5X117MM
5055803318802	JCB HSS TURBOJET 7 POINT DRILL BIT 9X125MM
5055803318819	JCB HSS TURBOJET 7 POINT DRILL BIT 9.5X133MM
5055803318826	JCB HSS TURBOJET 7 POINT DRILL BIT 10X133MM
5055803318833	JCB HSS TURBOJET 7 POINT DRILL BIT 11X142MM
5055803318840	JCB HSS TURBOJET 7 POINT DRILL BIT 12X151MM
5055803318857	JCB HSS TURBOJET 7 POINT DRILL BIT 13X151MM



## MASONRY DRILL BITS

- Hard surface masonry drill bit with carbide tip construction for increased durability
- Precision ground flutes for smooth drilling application which means less battery wear on cordless tools
- Durable material and design make these drill bits suitable for drilling into denser building material

5055803301125	JCB MASONRY DRILL BIT 5 PIECE SET
5055803301682	JCB 3X70MM MASONRY DRILL BIT
5055803301699	JCB 4X75MM MASONRY DRILL BIT
5055803301002	JCB 5X85MM MASONRY DRILL BIT
5055803301705	JCB 5.5X85MM MASONRY DRILL BIT
5055803301019	JCB 5.5X150MM MASONRY DRILL BIT
5055803301026	JCB 6X100MM MASONRY DRILL BIT
5055803301033	JCB 6.5X100MM MASONRY DRILL BIT
5055803301057	JCB 7X100MM MASONRY DRILL BIT
5055803301064	JCB 7X150MM MASONRY DRILL BIT
5055803301071	JCB 8X150MM MASONRY DRILL BIT
5055803301088	JCB 10X150MM MASONRY DRILL BIT
5055803301095	JCB 12X150MM MASONRY DRILL BIT
5055803301101	JCB 14X150MM MASONRY DRILL BIT
5055803301118	JCB 16X150MM MASONRY DRILL BIT



## SDS PLUS® CROSSHEAD MASONRY



- C45 carbon steel shaft
- Brazed YG8 carbide tip
- Toughened carbide cutting tips for a smoother, faster cut and prolonged life
- Features 4 cutting edges for hard masonry materials
- Double-fluted shank for efficient waste removal

JCB-SDS-6X110	CONCRETE SDS PLUS® BIT 6 X 110MM
JCB-SDS-6X160	CONCRETE SDS PLUS® BIT 6 X 160MM
JCB-SDS-8X160	CONCRETE SDS PLUS® BIT 8 X 160MM
JCB-SDS-8X210	CONCRETE SDS PLUS® BIT 8 X 210MM
JCB-SDS-10X160	CONCRETE SDS PLUS® BIT 10 X 160MM
JCB-SDS-10X210	CONCRETE SDS PLUS® BIT 10 X 210MM
JCB-SDS-12X210	CONCRETE SDS PLUS® BIT 12 X 210MM
JCB-SDS-14X160	CONCRETE SDS PLUS® BIT 14 X 160MM
JCB-SDS-14X260	CONCRETE SDS PLUS® BIT 14 X 260MM
JCB-SDS-16X210	CONCRETE SDS PLUS® BIT 16 X 210MM
JCB-SDS-16X310	CONCRETE SDS PLUS® BIT 16 X 310MM

## SDS PLUS® CHISELS



- Suitable for SDS PLUS® mains or cordless hammer drills
- Can be used on all masonry, stone, brick and concrete
- Manufactured using a special heat-treatment process for long-term hardness and durability
- Material: Ultra-high strength 40RC Steel

JCB-SDSP-BL250	BULL POINT SDS PLUS® CHISEL 250MM
JCB-SDSP-FL250	FLAT (COLD) SDS PLUS® CHISEL 20X250MM
JCB-SDSP-SC250	SCALING SDS PLUS® CHISEL 40X250MM

## SDS MAX® CHISELS



- Suitable for SDS MAX® mains or cordless demolition hammer drills
- Can be used on all masonry, stone, brick and concrete
- Manufactured using a special heat-treatment process for long-term hardness and durability
- Material: Ultra-high strength 40RC Steel

JCB-SDSMX-BL400	SDS MAX® BULL POINT CHISEL 400MM
JCB-SDSMX-BL600	SDS MAX® BULL POINT CHISEL 600MM
JCB-SDSMX-FL400	SDS MAX® FLAT (COLD) CHISEL 25 X 400MM
JCB-SDSMX-FL600	SDS MAX® FLAT (COLD) CHISEL 25 X 600MM
JCB-SDSMX-SC300	SDS MAX® SCALING CHISEL 50 X 300MM
JCB-SDSMX-SC400	SDS MAX® SCALING CHISEL 50 X 400MM
JCB-SDSHX-BL410	HEX SHANK BULL POINT CHISEL 410MM
JCB-SDSHX-FL410	HEX SHANK FLAT (COLD) CHISEL 36 X 410MM
JCB-SDSHX-SC520	HEX SHANK SCALING CHISEL 75 X 520MM





## CUTTING AND GRINDING DISCS

- Suitable for cutting and grinding metals
- Wide range of sizes suitable for multiple machines and applications
- Universal fitting blades with specified bore

### METAL CUTTING DISCS

JCB-PTA-CUT-100	100MM METAL CUTTING DISC 100 X 3.0 X 16MM
JCB-PTA-CUT-115	115MM METAL CUTTING DISC 115 X 3.0 X 22.23MM
JCB-PTA-CUT-180	180MM METAL CUTTING DISC 180 X 3.0 X 22.23MM
JCB-PTA-CUT-230	230MM METAL CUTTING DISC 230 X 3.0 X 22.23MM

### CHOPSAW DISC

JCB-PTA-CSW-355	355MM CHOPSAW WHEEL 355 X 3.0 X 25.4MM
-----------------	--

### METAL GRINDING DISCS

JCB-PTA-GR-115	115MM METAL GRINDING DISC 115 X 6.0 X 22.23MM
JCB-PTA-GR-180	180MM METAL GRINDING DISC 180 X 6.0 X 22.23MM
JCB-PTA-GR-230	230MM METAL GRINDING DISC 230 X 6.0 X 22.23MM
JCB-PTA-GR-100	100MM METAL GRINDING DISC 100 X 6.0 X 22.23MM

### STAINLESS STEEL GRINDING DISCS

JCB-PTA-SSG-115	115MM STAINLESS STEEL GRINDING DISC 115 X 6.0 X 22.23MM
JCB-PTA-CSS-115	115MM STAINLESS STEEL CUTTING DISC 115 X 1.2 X 22.23MM

### CUT-OFF WHEELS

JCB-PTA-COW-100	THIN CUT-OFF WHEEL 100 X 1.0 X 16 A60T
-----------------	--



## DIAMOND BLADES

- Suitable for cutting general purpose building materials, stock paving bricks, roofing tiles, lintels and hard sandstones
- Diamond blade for high performance cutting
- Universal fitting blade with specified bore

JCB-PTA-DB105-GP	105MM GENERAL PURPOSE BLADE 20/16MM BORE
JCB-PTA-DB115-GP	115MM METAL CUTTING DISC 115X3.0X22.23MM
JCB-PTA-DB230-GP	230MM GENERAL PURPOSE BLADE 22.23MM BORE
JCB-PTA-DB180-GP	180MM GENERAL PURPOSE BLADE 22.23MM BORE
JCB-PTA-DB115-HC	115MM HARD CONCRETE BLADE 22.23MM BORE
JCB-PTA-DB115-ST	115MM STONE/TILE CONTINUOUS RIM 22.23MM BORE
JCB-PTA-DB115-GR	115MM GRANITE CUTTING DISC 22.23MM BORE
JCB-PTA-DB105-CP	105MM DIAMOND GRINDING WHEEL 22.23MM BORE



## ACCESSORIES, MADE FOR HARD WORK



### DIAMOND TECH HOLE SAWS

- Diamondtech™ hole saws have up to 10x longer life than other leading trade brands
- Superior brazing technology ensure diamonds stay bonded even when cutting hard and abrasive materials
- 'Easy-start' design – no need for a drill guide
- High performing diamond tipped holesaws
- Long lasting and easy to use with minimal water cooling requirement
- Available in 6.5mm, 8mm, 10mm, 16mm and 25mm

5055803316297

JCB DIAMONDTECH HOLE SAW 6.5MM

5055803316303

JCB DIAMONDTECH HOLE SAW 8MM

5055803316310

JCB DIAMONDTECH HOLE SAW 10MM

5055803316334

JCB DIAMONDTECH HOLE SAW 16MM

5055803316341

JCB DIAMONDTECH HOLE SAW 25MM



### 12 PIECE RECIPROCATING SAW BLADE SET JCB-PTA-12RS

- Crafted with precision and designed for optimal compatibility
- Universal fitting that seamlessly integrates with the majority of branded reciprocating saws
- The set includes a diverse assortment of both coarse and fine cut blades, providing you with the flexibility to tackle a multitude of applications
- These blades are essential for both serious DIY use and professional craftsmen



### 13 PIECE IMPACT DRILL BIT SET JCB-PTA-IM13

- JCB 13 piece impact bit set in folding case
- Universal fit - compatible with most branded impact drivers
- Set contains Phillips, Pozi impact drill bits
- Colour coded for easy bit selection



### 21 PIECE IMPACT DRILL BIT SET JCB-PTA-IM21

- JCB 21 piece impact bit set in folding case with hardware organiser
- Universal fit - compatible with most branded impact drivers
- Set contains Phillips, Pozi and Torx impact drill bits
- Colour coded for easy bit selection
- Includes adaptor with quick lock function
- Hardware organiser with clip lid



### 40 PIECE ACCESSORY SET

JCB-PTA-40

- JCB 40 piece accessory set in folding carry case
- Selection of HSS, masonry and wood drill bits as well as variety of screwdriver bits and nut sockets
- Masonry drill bits with carbide tips for longer life
- Precision ground HSS TiN drill bits
- Universal fit steel drill bits, ideal for drilling into all grades of wood
- Durable folding carry case with bit markings for easy selection



### 55 PIECE ACCESSORY SET

JCB-PTA-55

- JCB 55 piece accessory set in folding carry case
- Selection of HSS, masonry and wood drill bits as well as variety of screwdriver bits and nut sockets
- Masonry drill bits with carbide tips for longer life
- Precision ground HSS TiN drill bits
- Universal fit steel drill bits, ideal for drilling into all grades of wood
- Durable folding carry case with bit markings for easy selection



### 100 PIECE ACCESSORY SET

JCB-PTA-100

- JCB 100 piece accessory set in folding carry case
- Selection of HSS, masonry and wood drill bits as well as variety of screwdriver bits and nut sockets
- Masonry drill bits with carbide tips for longer life
- Precision ground HSS TiN drill bits
- Universal fit steel drill bits, ideal for drilling into all grades of wood
- Durable folding carry case with bit markings for easy selection



### 8 PIECE MULTI TOOL BLADE SET JCB-PTA-MT8

- JCB 8 piece universal fit multi tool blade set in folding carry case
- Designed to fit most branded multi tools, ensuring seamless usage
- Includes a variety of blade shapes and sizes for various applications, ideal for both metal and woodwork
- Crafted from durable materials, these blades guarantee long-lasting performance
- Safely stored in a molded, durable case for easy organisation and care



### 18 PIECE JIGSAW BLADE KIT

JCB-PTA-JS18

- JCB 18 piece jigsaw blade kit in folding carry case
- Contains a versatile assortment of blades suitable for cutting through wood, metal, laminates, and plastics
- Crafted with high quality HCS and HSS blades
- Keep your blades organized and protected with the durable case included in this kit
- Designed specifically for the JCB 18V jigsaw, these blades ensure a perfect fit and optimal performance with your JCB power tool



# HAND TOOLS.

CRAFTED FROM HIGH QUALITY MATERIAL, TO COPE WITH THE DEMANDS OF HEAVY DUTY APPLICATIONS IN DEMANDING ENVIRONMENTS.


## HAND TOOLS, MADE FOR HARD WORK

### 6PC SET OF SCREWDRIVERS

JCB-6PC-SD



- Durable S2 steel blades
- Corrosion resistant coating
- Magnetic tips
- Soft grip handles
- Pozi sizes - PZ0x75mm, PZ1x100mm, PZ2x125mm
- Slotted sizes - SL3x75mm, SL4x100mm, SL5.5x125mm



### 35PC SCREWDRIVER SET

JCB-SWDVR-35PC



- Diverse screwdriver selection
- 7pc screwdrivers, 10pc precision screwdrivers and 17pc screwdriver bits
- Convenient storage




### COMBINATION PLIERS 180MM

JCB-CBPLR-180



- 7 inch (180mm)
- Chrome vanadium steel for durability and longer lasting performance
- Corrosion resistant coating
- 25mm jaw width
- Cushion grip for comfort and control
- Serrated jaws for a secure grip




### 3PC PLIERS SET

JCB-3PC-PL



- 8" combination pliers
- 8" long nose pliers
- 7" diagonal cutters
- Hardened cutting edges
- Corrosion resistant finish
- Chrome vanadium steel for durability and longer lasting performance
- High leverage design



### ADJUSTABLE WRENCH 300MM

JCB-ADJWR-300



- 12 inches (300mm)
- Chrome vanadium steel for durability and longer lasting performance
- Corrosion resistant coating
- Extra wide jaw opening : 34mm
- Double sided measuring scale





## HAND TOOLS, MADE FOR HARD WORK

### RETRACTABLE KNIFE

JCB-KNIFE-RET



- Aluminium alloy body
- Includes 3pc SK5 steel knife blades
- Quick blade change mechanism
- Blade storage in handle

**AL** **3**  
ALUMINIUM BODY PIECES INCLUDED

NOT FOR SALE TO ANYONE UNDER THE AGE OF 18

### HEAVY DUTY KNIFE BLADES

JCB-KNBLD-50PC



- 50 pcs SK5 steel knife blades
- Professional quality SK5 Steel for exceptional durability
- Conveniently packed in 5 dispensers, each containing 10 razor-sharp blades
- Universal fit designed to seamlessly work with most branded utility knives

**50**  
PIECES INCLUDED

NOT FOR SALE TO ANYONE UNDER THE AGE OF 18

### PANEL SAW 560MM 9TPI

JCB-PSAW-9TPI



- Saw length 560mm (22")
- Suitable for cutting timber, plastic, PVC and plasterboard
- SK5 steel blade 9TPI, 1.0mm thick polished blade - high hardness, excellent wear resistance, high strength and toughness.
- Triple ground teeth, using innovative grinding technology
- Super high frequency teeth treatment
- 45° and 90° angle guides

**560MM**  
SAW LENGTH



## HAND TOOLS, MADE FOR HARD WORK

### DRY WALL SAW

JCB-DWSAW



- 6 inch (150mm)
- 65Mn steel
- Triple ground teeth
- Cuts plasterboard
- Double-edged blade
- Hardened triple-ground teeth cut on the push and pull stroke for increased efficiency

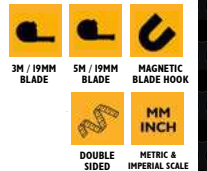
**6"**  
LENGTH

### 3M & 5M TAPE MEASURE TWIN PACK

JCB-TAPE-TWIN



- Metric and imperial scales
- Nylon coated 3m/19mm blade
- Nylon coated 5m/19mm blade
- Magnetic blade hook
- Double sided printing
- ABS body with rubber cushion grip
- Belt clip





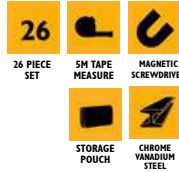
## HAND TOOLS, MADE FOR HARD WORK



### 26 PIECE TOOL KIT IN POUCH

JCB-26-SET

- This well-rounded set provides you with the essential tools needed for general repairs and tasks
- The durable pouch keeps all your tools organized and easily accessible
- Suited for both home and workplace maintenance tasks



### 30 PIECE HAND TOOL SET

JCB-HTSET-30PC

- Housed in a durable moulded storage case
- Wide array of high-quality tools
- Perfect for serious DIY use, professionals, and home improvement projects



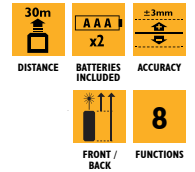
## HAND TOOLS, MADE FOR HARD WORK



### 30M LASER DISTANCE MEASURE

JCB-LDM-30

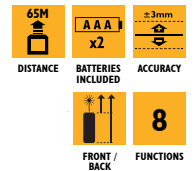
- Multi function measure distance, area, volume, Pythagoras (2-Point/3-Point) measure, continuous measurement, addition and subtraction, reference change the reference, unit setting
- Inverted backlit LCD display improves readability
- Ergonomic soft grip prevents tool from easy drop, bump



### 65M LASER DISTANCE MEASURE

JCB-LDM-65

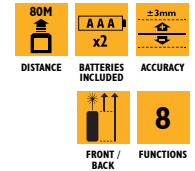
- Multi function measure: single and continuous distance measure, area, volume, Pythagoras (2-Point/3-Point) measure, min & max, addition and subtraction, reference change, unit setting
- Back-lit LCD display improves readability
- Three reference change, 30 measurement storage capability and beeper
- Functions make your measurements more convenient and efficient



### 80M LASER DISTANCE MEASURE

JCB-LDM-80

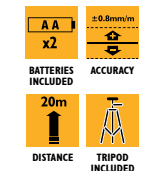
- Multi function measure: distance, area, volume, Pythagoras (2-Point/3-Point) measure, continuous measurement, min & max, addition and subtraction, reference change, unit setting
- 30 data stored memory and beeper functions make your measurement more convenient and efficient
- Built-in bubble vial enables a visual reference for horizontal alignment



### RED SELF-LEVELLING LASER LEVEL

JCB-CLL-R

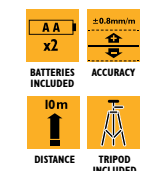
- Self levelling: projects two bright lines (horizontal & vertical) onto flat surfaces and levels in few seconds.
- One-button operation: easily switch the laser lines and turn it on and off
- Can be wall or tripod mounted for quick and easy setup with M6 screw
- Smart pendulum system — self-levels and indicates out of level condition; locks when switched off



### GREEN SELF-LEVELLING LASER LEVEL

JCB-CLL-G

- Self levelling: projects two bright lines (horizontal & vertical) onto flat surfaces and levels in few seconds.
- One-button operation: easily switch the laser lines and turn it on and off
- Can be wall or tripod mounted for quick and easy setup with M6 screw
- Smart pendulum system — self-levels and indicates out of level condition; locks when switched off





# CONTRACTOR & LANDSCAPING TOOLS.

## CONTRACTOR & LANDSCAPING TOOLS, MADE FOR HARD WORK



### SQUARE MOUTH SITE SHOVEL

JCBSS2S01

- Heavy duty blade and handle
- Hardened and tempered carbon steel blade
- Solid forged resulting in a stronger, more durable blade
- Metal YD grip



### TAPER MOUTH SITE SHOVEL

JCBSS2T01

- Single piece solid forged blade of hardened and tempered high carbon steel
- Integrated foot treads to increase stability and grip when applying downward pressure and reduce discomfort to user
- Thicker forged at the base of the socket to accommodate greater levering forces
- Ergonomically designed D handle



### SQUARE YARD SHOVEL

JCBYS01


- Heavy duty blade and handle
- Hardened and tempered carbon steel blade
- Solid forged resulting in a stronger, more durable blade
- Metal YD grip



### PROFESSIONAL GARDEN FORK

JCBGF01

- Single piece solid forged blade of hardened and tempered high carbon steel
- The fork's tapered tines are designed to effortlessly slice into the ground
- Ideal for weeding and digging
- Ergonomically designed YD handle



### PROFESSIONAL BORDER SPADE

JCBBS01

- Heavy duty blade and handle
- Hardened and tempered carbon steel blade
- Solid forged resulting in a stronger, more durable blade
- Metal YD grip



## CONTRACTOR & LANDSCAPING TOOLS, MADE FOR HARD WORK



### PROFESSIONAL BORDER FORK

JCBBF01

- Single piece solid forged blade of hardened and tempered high carbon steel
- Integrated foot treads to increase stability and grip when applying downward pressure and reduce discomfort to user
- Ideal for delicate weeding to precise edging and soil bed turnover
- Ergonomically designed YD handle



### SQUARE MOUTH ALL STEEL SHOVEL

JCBSM2S01

- Heavy duty blade and handle (top-range)
- Hardened and tempered carbon steel blade
- Solid forged resulting in a stronger, more durable blade
- Ergonomically designed YD handle



### TAPERED SITE MASTER SHOVEL

JCBSM2T01

- Single piece solid forged blade of hardened and tempered high carbon steel
- Integrated foot treads to increase stability and grip when applying downward pressure and reduce discomfort to user
- Thicker forged at the base of the socket to accommodate greater levering forces
- Ergonomically designed YD handle



### DRAINING SHOVEL

JCBDM01

- Long narrow 16" tapered blade suited to digging narrow holes or trenches
- Integrated foot treads to increase stability and grip when applying downward pressure and reduce discomfort to user
- Single piece solid forger head - no joins/welding which can result in weak points
- Sharpened leading edge to facilitate slicing through the ground



### CONTRACTORS FORK ALL STEEL

JCBCF01

- 4 pronged heavy duty contractors fork
- Single piece solid forged head
- Strong square tines for breaking up uncultivated ground and breaking through dense materials
- All steel shaft with metal YD grip



## CONTRACTOR & LANDSCAPING TOOLS, MADE FOR HARD WORK



### HERITAGE GARDEN SPADE

JCBHGS01

- Heavy duty blade and handle (top-range)
- Hardened and tempered carbon steel blade
- Solid forged resulting in a stronger, more durable blade
- Ergonomically designed YD handle



### HERITAGE GARDEN FORK

JCBHGF01

- Single piece solid forged blade of hardened and tempered high carbon steel
- Integrated foot treads to increase stability and grip when applying downward pressure and reduce discomfort to user
- Thicker forged at the base of the socket to accommodate greater levering forces
- Ergonomically designed YD handle



### HERITAGE BORDER SPADE

JCBHBS01

- Heavy duty blade and handle (top-range)
- Hardened and tempered carbon steel blade
- Solid forged resulting in a stronger, more durable blade
- Ergonomically designed YD handle



### HERITAGE BORDER FORK

JCBHBF01

- Single piece solid forged blade of hardened and tempered high carbon steel
- Integrated foot treads to increase stability and grip when applying downward pressure and reduce discomfort to user
- Thicker forged at the base of the socket to accommodate greater levering forces
- Ergonomically designed YD handle



### 4" AUGER

JCB04AUG

- This versatile tool is designed to create precise post holes with ease
- Built with hardened metal tips and a cutting screw
- Removable handle for transport and storage





## CONTRACTOR & LANDSCAPING TOOLS, MADE FOR HARD WORK



### 6" AUGER

JCB06AUG

- This versatile tool is designed to create precise post holes with ease
- Built with hardened metal tips and a cutting screw
- Removable handle for transport and storage



### 5LB GRUBBING MATTOCK

JCBGM01

- Versatile for construction and landscaping
- Lightweight, but balanced to pack a punch
- Removable head for transport and storage
- Its multi-functional design ensures you have the right tool for various applications, saving you time and effort



### CONTRACTORS RAKE

JCBCRK11

- Crafted from a single billet of high-quality carbon steel
- 16 square teeth with grading bar
- Tubular steel shaft, a combination of strength and lightweight design
- Ergonomic rubber grip handle



### 200MM FLOOR SCRAPER

JCBSC12

- 200mm spring steel blade
- Tubular steel shaft for strength along with soft grip handle
- Manufactured with a spring steel blade designed for flexibility and strength
- Heavy duty tool used to remove dirt, aggregate, adhesive or stubborn residue from floors and walls



### MUTT SCRAPER

JCBFS03

- Carbon steel blade with a tubular steel shaft
- Tubular steel shaft for strength along with soft grip handle
- Manufactured with a spring steel blade designed for flexibility and strength
- Heavy duty tool used to remove dirt, aggregate, adhesive or stubborn residue from floors and walls



### FENCING GRAFT

JCBFG01

- Heavy duty blade and handle
- Hardened and tempered carbon steel blade
- Solid forged resulting in a stronger, more durable blade
- Metal YD grip



### EQUESTRIAN SHAVINGS FORK

JCBESF11

- Designed to remove soiled shavings whilst leaving clean shavings behind
- The sides of the fork head are raised allowing maximum load and manoeuvrability
- Ergonomic, well balanced and heavy-duty
- The Spring Steel allows flexibility but also gives longevity to a tool which needs to perform every day



## CONTRACTOR & LANDSCAPING TOOLS, MADE FOR HARD WORK



### 2 PRONG HAY FORK

JCBHF11

- 48" tubular steel shaft
- Ergonomic rubber grip
- Made from hardened and tempered high carbon steel
- The prongs are extremely strong and have tapered tines to help pierce the bales



### MANURE FORK T HANDLE

JCBMF11

- Premium high carbon steel
- Ergonomic poly-pro tee handle
- Lightweight
- Long-lasting reliability
- The hardened and tempered high carbon steel prongs are designed to withstand heavy-duty use



### MANURE FORK D HANDLE

JCBMF12

- Premium high carbon steel
- Ergonomic poly-pro YD handle
- Lightweight
- Long-lasting reliability
- The hardened and tempered high carbon steel prongs are designed to withstand heavy-duty use



### MANURE FORK STRAIGHT HANDLE

JCBMF13

- The prongs are made from hardened and tempered carbon steel, enhancing their strength and longevity
- Hardened carbon steel
- 48" (120cm) tubular steel shaft
- Ergonomic rubber grip
- Sturdy build



### ALL STEEL TREADED DIGGING SPADE

JCBDS01

- Extra length for increased efficiency
- Single-piece forged blade
- The spade's socket base features thicker forging, allowing it to accommodate greater levering forces
- Durable tubular steel handle



## CONTRACTOR & LANDSCAPING TOOLS, MADE FOR HARD WORK



### HERITAGE EDGING TOOL

JCBHET01

- Wide hilt for supreme comfort
- Precision with a durable edge
- Crafted with a sturdy timber handle and shaft
- The ergonomic design minimises strain



### HERITAGE HAND FORK

JCBHFF11

- Comfortable and secure grip
- Built from a single billet of hardened and tempered carbon steel
- Ash handle
- The ergonomic design minimises strain



### HERITAGE HAND TROWEL

JCBHFT11

- Comfortable and secure grip
- Built from a single billet of hardened and tempered carbon steel
- Ash handle
- The ergonomic design minimises strain



### ALUMINIUM SPAZZLE

JCBALUSPA

- Tubular steel shaft
- 600mm blade width
- Cast from high grade aluminium
- Used for levelling and maneuvering tarmac and a variety of loose materials



### CROWBAR

JCBCB01

- Thicker chisel end
- With its finely honed point, this tool excels at breaking through stubborn and compacted surfaces, making your tasks more manageable
- Suitable for both professional and serious DIY users





## CONTRACTOR & LANDSCAPING TOOLS, MADE FOR HARD WORK



### ASPHALT RAKE

JCBCRK01

- The rake head boasts 16 square teeth and a precision-grade grading bar
- The robust tubular steel shaft offers a winning combination of strength and lightweight design
- Ergonomic rubber grip handle
- Crafted from a single billet of high-quality carbon steel



### CONTRACTORS RAMMER

JCBCR01

- Tubular steel shaft
- Square steel head measuring 130mm x 130mm x 30mm
- Provides efficient compression and compaction of small areas



### ALL STEEL GARDEN RAKE

JCBGR01

- The robust tubular steel shaft offers a winning combination of strength and lightweight design
- Ergonomic rubber grip handle
- Crafted from a single billet of high-quality carbon steel



### CHISEL & POINT PICK AXE

JCBPA01

- This heavy-duty tool combines the functions of a chisel and a point pick axe
- Featuring a broad, flat chisel end, this tool is specifically designed for effortless leverage when dealing with large objects or materials
- The pick end is expertly engineered to break up and split concrete, as well as other hard or dense materials with ease



### CHISEL & POINT PICK AXE

JCBPA11

- This heavy-duty tool combines the functions of a chisel and a point pick axe
- Featuring a broad, flat chisel end, this tool is specifically designed for effortless leverage when dealing with large objects or materials
- The pick end is expertly engineered to break up and split concrete, as well as other hard or dense materials with ease



## CONTRACTOR & LANDSCAPING TOOLS, MADE FOR HARD WORK



### SPRING STEEL FLOOR SCRAPER

JCBFS02

- 450mm spring steel blade
- Tubular steel shaft for strength along with soft grip handle
- Manufactured with a spring steel blade designed for flexibility and strength
- Heavy duty tool used to remove dirt, aggregate, adhesive or stubborn residue from floors and walls



### HEAVY DUTY FLOOR SCRAPER 450MM

JCBSC13

- 450mm spring steel blade
- Tubular steel shaft for strength along with soft grip handle
- Manufactured with a spring steel blade designed for flexibility and strength
- Heavy duty tool used to remove dirt, aggregate, adhesive or stubborn residue from floors and walls



### ALL STEEL DUTCH HOE

JCBDUH001

- Tubular steel shaft for strength along with soft grip handle
- Carbon steel blade



### SOLID FORGED BIG MUTT RIPPER

JCBSC14

- Tubular steel shaft for strength along with soft grip handle
- Suitable for a wide variety of tasks



### HERITAGE GARDEN HOE

JCBH DUH001

- 150mm blade length
- Carbon steel blade



## CONTRACTOR & LANDSCAPING TOOLS, MADE FOR HARD WORK

### HERITAGE 12T GARDEN RAKE

JCBHGR01

- Heat treated tines which are designed to withstand the toughest use whilst maintaining their shape and flexibility
- Designed to withstand the toughest tasks
- 150mm blade length



### SPRING LAWN RAKE

JCBHLR01

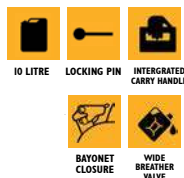
- Heat treated tines which are designed to withstand the toughest use whilst maintaining their shape and flexibility
- Designed to withstand the toughest tasks - the rakes 20 tines wrap around the rivets at the back of the plate to reduce the likelihood of them becoming detached during use
- Strong 48-inch ash shaft



### 10 LITRE JERRY CAN

JCBJCAN10

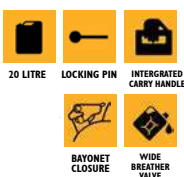
- Versatile and secure storage
- Combating corrosion, preserving quality
- Size: 300 x 145 x 410mm
- Integrated carry handle
- 10 litre capacity



### 20 LITRE JERRY CAN

JCBJCAN20

- Versatile and secure storage
- Combating corrosion, preserving quality
- Size: 360 x 150 x 470mm
- Integrated carry handle
- 20 litre capacity



### JERRY CAN SPOUT

JCBSP020

- Durable metal spout
- Designed to perfectly complement JCB Tools' 10L and 20L fuel cans
- 25cm length
- Glug-free pouring



### CAMPING MULTITASK AXE

JCBAXE01

- 32cm Axe
- 0.64kg / 1.41lb in weight
- Fibreglass / Steel Handle
- Protective Carrying Sheath



### SPLITTING AXE

JCBAXE02

- 50cm Axe
- 1.4kg / 3.08lb in weight
- Fibreglass / Steel Handle
- Protective Carrying Sheath



### UNIVERSAL CHOPPING AXE

JCBAXE03

- 71cm Axe
- 2kg / 4.4lb in weight
- Fibreglass / Steel Handle
- Protective Carrying Sheath



### SPLITTING AXE PRO

JCBAXE04

- 71cm Axe
- 2.4kg / 5.29lb in weight
- Fibreglass / Steel Handle
- Protective Carrying Sheath



### SPLITTING AXE PRO XL

JCBAXE05

- 92cm Axe
- 3kg / 6.61lb in weight
- Fibreglass / Steel Handle
- Protective Carrying Sheath







# AUTOMOTIVE TOOLS.

CRAFTED WITH HIGH QUALITY MATERIALS TO COPE WITH THE  
DEMANDS OF CARRYING OUT MAINTENANCE AND REPAIR WORK.

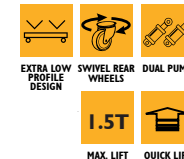
**AUTOMOTIVE, MADE FOR HARD WORK**

## 1.5 TONNE ALUMINIUM JACK

JCB-TH31501



- 1.5 tonne maximum load capacity
- Maximum height 355mm, minimum height 80mm
- Double-piston, quick-lift feature
- Extra low-profile design
- Protection rubber pad
- Built-in safety valve protects against jack overloading

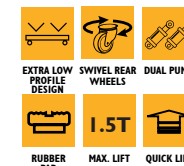


## 1.5 TONNE LONG JACK

JCB-TH32006



- Extra low-profile design
- Protection rubber pad
- Heavy-duty steel construction
- Hydraulic oil by-pass system protects ram from being over-extended
- Built-in safety valve protects against jack overloading




## 2.25 TONNE HYDRAULIC TROLLEY JACK

JCB-TH22504



- Extra long body
- Extra height for SUVs
- Heavy-duty steel construction
- Hydraulic oil by-pass system protects ram from being over-extended
- Built-in safety valve protects against jack overloading



## 2.5 TONNE ALUMINIUM TROLLEY JACK

JCB-TH32506S



- 2.5 tonne maximum load capacity
- Maximum height 525mm, minimum height 140mm
- Double-piston, quick-lift feature
- Extra low-profile design
- Protection rubber pad
- Large off-road wheels




## 2.5 TONNE TROLLEY JACK

JCB-TH32515



- Double-piston, quick-lift
- Extra low-profile design with rubber pad
- Heavy-duty steel construction provides stability and endurance
- Swivel rear wheels provide smooth maneuvering and positioning
- Swivel saddle provide smooth maneuvering and positioning
- Built-in safety valve protects against jack over-loading
- Hydraulic oil by-pass system protects ram from being over-extended





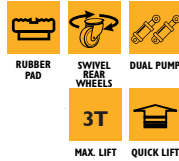
## AUTOMOTIVE, MADE FOR HARD WORK

### 3 TONNE TROLLEY JACK

JCB-TH33007



- Double-piston, quick-lift feature
- Protection rubber pad
- Heavy-duty steel construction
- Hydraulic oil by-pass system protects ram from being over-extended
- Built-in safety valve protects against jack overloading

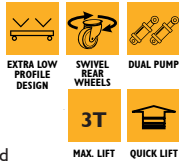


### 3 TONNE TROLLEY JACK

JCB-TH33013



- Double-piston, quick-lift
- Extra low-profile design with rubber pad
- Heavy-duty steel construction provides stability and endurance
- Swivel rear wheels provide smooth maneuvering and positioning
- Swivel saddle provide smooth maneuvering and positioning
- Built-in safety valve protects against jack over-loading
- Hydraulic oil by-pass system protects ram from being over-extended



## AUTOMOTIVE, MADE FOR HARD WORK

### 2 TONNE JACK STAND SET

JCB-TH52011



- Locking pin is attached to the base with linking chain
- Multiple pin holes to allow adjustment to desired height
- Extra large feet area provide stability and resist sinking into asphalt
- Heavy duty stamped steel design provides stability and rigidity
- Sold and to be used only in pairs



### 2 TONNE JACK STAND SET

JCB-TH52002C



- Welded design for maximum strength & durability
- Safety pin double locking ratchet action
- Locking pawl with built-in counter weight to secure ratchet bar at designated heights
- Ratchet bar is constructed with ductile iron for increased strength and safety
- Wide base for added stability



### 3 TONNE JACK STAND SET

JCB-TH53003E



- Welded design for maximum strength & durability
- Safety pin double locking ratchet action
- Locking pawl with built-in counter weight to secure ratchet bar at designated heights
- Ratchet bar is constructed with ductile iron for increased strength and safety
- Wide base for added stability





## AUTOMOTIVE, MADE FOR HARD WORK



### 3 TONNE JACK STAND SET

JCB-TH53013

- Locking pin is attached to the base with linking chain
- Multiple pin holes to allow adjustment to desired height
- Extra large feet area provide stability and resist sinking into asphalt
- Heavy duty stamped steel design provides stability and rigidity
- Sold and to be used only in pairs



EXTRA  
SAFETY PIN  
MAX. LOAD

3T



### 6 TONNE JACK STAND SET

JCB-TH56002A

- Welded design for maximum strength & durability
- Safety pin double locking ratchet action
- Locking pawl with built-in counter weight to secure ratchet bar at designated heights
- Ratchet bar is constructed with ductile iron for increased strength and safety
- Wide base for added stability



RATCHET  
ACTION



EXTRA  
SAFETY PIN

1.5T  
MAX. LOAD



### 2 TONNE HYDRAULIC CRANE

JCB-TH72004

- 2 Tonne Maximum Load Capacity
- Maximum Arm Lift - 260cm
- Adjustable Arm Length ranges from 109 - 164cm
- Heavy-gauge, welded construction with rugged square tubular steel
- Swivel castors for easy manoeuvring and positioning
- Unique folding design for convenient storage

260CM  
ARM LIFT

2T  
MAX. LIFT



SWIVEL  
WHEELS



### ADJUSTABLE WRENCH 300MM

JCB-ADJWR-300

- 12 inches (300mm)
- CR-V forged steel
- Corrosion resistant coating
- Extra wide jaw opening : 34mm
- Double sided measuring scale



34MM  
JAW  
OPENING



CORROSION  
RESISTANT



### 82 PIECE SOCKET AND BIT SET

JCB-4821-5

- Constructed with high-strength chrome vanadium steel
- Protected by a blow mold carry case for easy organisation and storage
- An extensive toolset featuring a wide array of sockets, bits, wrenches, and accessories for various mechanical and maintenance purposes



HARD CASE



CORROSION  
RESISTANT

## AUTOMOTIVE, MADE FOR HARD WORK



### 94 PIECE SOCKET AND BIT SET

JCB-4941-5

- Constructed with high-strength chrome vanadium steel
- Protected by a blow mold carry case for easy organisation and storage
- An extensive toolset featuring a wide array of sockets, bits, wrenches, and accessories for various mechanical and maintenance purposes

94  
PIECES



HARD CASE



CORROSION  
RESISTANT

1/2"  
DRIVE

1/4"  
DRIVE



### 108 PIECE SOCKET AND BIT SET

JCB-41082-5

- Constructed with high-strength chrome vanadium steel
- Protected by a blow mold carry case for easy organisation and storage
- An extensive toolset featuring a wide array of sockets, bits, wrenches, and accessories for various mechanical and maintenance purposes



HARD CASE



CORROSION  
RESISTANT



### 216 PIECE SOCKET AND BIT SET

JCB-38841

- An extensive toolset featuring a wide array of sockets, bits, wrenches, and accessories for various mechanical and maintenance purposes
- Constructed with high-strength chrome vanadium steel
- Protected by a blow mold carry case for easy organisation and storage

216  
PIECES



HARD CASE



CORROSION  
RESISTANT



### 1/2" AIR IMPACT WRENCH

JCB-82545

- Max forwarder torque: 610Nm
- Max loosening torque: 1200Nm
- Square drive: 1/2"
- No load speed: 8500rpm
- Working pressure: 90PSI (6.3 bar)

610NM  
TORQUE

1/2"  
SQUARE  
DRIVE



### 1/2" AIR IMPACT WRENCH & SOCKET SET

JCB-82545K

- Working torque: 1200Nm
- Square drive: 1/2"
- No load speed: 11000rpm
- Working pressure: 90PSI (6.3 bar)
- Socket set included

6.3BAR  
WORKING  
PRESSURE

1/2"  
SQUARE  
DRIVE



SOCKET SET  
INCLUDED



### 1/2" AIR IMPACT WRENCH

JCB-82548

- Working torque: 1450Nm
- Square drive: 1/2"
- No load speed: 7,000rpm
- Air consumption: 198 l/Min (7cfm)

**1450NM**  
MAX. TORQUE

**1/2"**  
SQUARE DRIVE



### 1/2" AIR IMPACT WRENCH KIT

JCB-82548K4

- Working torque: 1450Nm
- Square drive: 1/2"
- No load speed: 7,000rpm
- Working pressure: 90 PSI (6.3 bar)

**1/2"**  
SQUARE DRIVE

**CASE INCLUDED**

**6.3BAR**  
WORKING PRESSURE

**1450NM**  
TORQUE



### 3/4" AIR IMPACT WRENCH

JCB-82566

- Working torque: 1800Nm
- Square drive: 3/4"
- No load speed: 7,000rpm
- Air consumption: 230 l/Min (9.5cfm)

**1800NM**  
TORQUE

**3/4"**  
SQUARE DRIVE



### 1" AIR IMPACT WRENCH

JCB-RP7463

- Working torque: 2000Nm
- Square drive: 1"
- Speed: 6000rpm

**2000NM**  
TORQUE

**1"**  
SQUARE DRIVE



### 1" AIR IMPACT WRENCH

JCB-82586L

- Working torque: 3480Nm
- Square drive: 1"
- Capacity bolt size: 2"(50mm)
- Free speed RPM: 2800
- Overall length: 25.4"(644mm)

**3480NM**  
TORQUE

**1"**  
SQUARE DRIVE



### 1" AIR IMPACT WRENCH 4

JCB-1050

- Working Torque: 4000Nm
- Square Drive: 1"
- Capacity bolt size: 2"(50mm)
- Free Speed: 2600rpm

**4000NM**  
TORQUE

**1"**  
SQUARE DRIVE



### AIR DIE GRINDER

RP7314

- Grinder cap: 1/4"(6mm)
- Free speed: 25,000rpm
- Avg. air consumption: 4.5cfm
- Max working pressure: 90PSI

**25,000 RPM**  
MAX. SPEED



### 1/2" AIR RATCHET WRENCH

RP7408

- Working torque: 68Nm
- Capacity bolt size: 13mm
- Free speed: 160rpm
- Overall length: 254mm

**68NM**  
TORQUE

**1/2"**  
SQUARE DRIVE



### 3/8" AIR RATCHET WRENCH

RP7412

- Working torque: 68Nm
- Free speed : 160rpm
- Avg air consumption: 77l/Min
- Sug. air comp: 1HP

**68NM**  
TORQUE

**3/8"**  
SQUARE DRIVE



### 1/4" AIR RATCHET WRENCH

RP7414

- Working torque: 35.2Nm
- Square drive: 1/4"
- Bolt size: 5/16" (8mm)
- Free speed: 240rpm
- Sug. air comp: 1HP

**35.2NM**  
TORQUE

**1/4"**  
SQUARE DRIVE



## AUTOMOTIVE, MADE FOR HARD WORK



### AIR DRILL KIT

RP7810

- Free speed: 1800rpm
- Overall length: 180mm
- Avg air consumption: 3.7cfm
- 10mm keyless chuck



CASE INCLUDED



1800 RPM  
MAX. SPEED



10MM  
KEYLESS CHUCK



### AIR TYRE INFLATOR GUN

RP9T0401D

- Pressure range: 0 to 130 psi [0 to 9 bar]
- Readout resolution: 0.1 psi
- Temperature range: 32°- 104°F [0°- 40°C]
- Units of measure: psi, bar, kpa & kg/cm2
- Accuracy = + -1%



00.00  
DIGITAL DISPLAY



### AIR INFLATOR TYRE PRESSURE GUN

JCB-STG-26

- Pressure gauge: 0-8.5bar



PRESSURE GAUGE



### AIR BLOW GUN KIT

JCB-2372

- Max. working pressure: 6.2 bar (90psi)



6.2BAR  
WORKING PRESSURE



### 6 PIECE AIR TOOL KIT

STG-26K8

- Blow gun
- 5m air hose
- Inflating gun
- Three needle set
- Pressure gauge: 0-8.5bar



PRESSURE GAUGE



6  
PIECES

## AUTOMOTIVE, MADE FOR HARD WORK



### AIR SPRAY GUN

H-827-2V

- Standard nozzle: Ø 1.4mm
- Operating pressure: 2.0-3.5bar
- Pattern width: 180-250mm
- Air consumption: 4.2-7.1cfm
- Paint capacity: 600cc



600CC  
CAPACITY



### AIR SPRAY GUN

JCB-H-887P-14V

- Standard nozzle: Ø 1.4mm
- Operating pressure: 2.0-3.5bar
- Pattern width: 180-250mm
- Air consumption: 4.2-7.1cfm
- Paint capacity: 600cc



600CC  
CAPACITY



1.4MM  
NOZZLE DIAMETER



### 3 PIECE AIR SPRAY GUN KIT

JCB-R8826

- Air Spray Gun #1:
- Nozzle: 1.4mm
  - Operating pressure: 2.0-3.5bar
  - Pattern width: 180-250mm
  - Air consumption: 4.2-7.1cfm
  - Paint capacity: 600cc

- Air Spray Gun #2:
- Standard nozzle: 1.0mm
  - Operating pressure: 3.0-4.0bar
  - Pattern width: 110-160mm
  - Air consumption: 3.5-6.0cfm
  - Paint capacity: 125cc



PRESSURE REGULATOR INCLUDED



3  
PIECES



### AIR SAND BLASTER GUN KIT

JCB-2377

- Hopper capacity: 1000ml
- Rubber nozzle 4 piece
- Air consumption: 170 l/min (6cfm)
- Working pressure: 6-8 bar



4  
PIECES



## 6L AIR COMPRESSOR

21-AC6

- Oil free for safe and easy transportation
- Air pressure gauges
- Provides 8 Bar (116 psi) working pressure
- Overload protection



## 50L OIL FREE SILENT COMPRESSOR JCB-COMOF-50L

- Wheel mounted with puncture proof (solid) tyres, ideal for manoeuvring on tough terrain
- Fitted with pressure regulator valve for controlled air pressure
- Provides 7 Bar (100 psi) working pressure
- 50L capacity with powerful 10.6CFM air flow
- Euro quick release connection
- Oil free for safe and easy transportation



## 24L AIR COMPRESSOR

21-AC24

- Wheel mounted with puncture proof (solid) tyres, ideal for manoeuvring on tough terrain
- Fitted with pressure regulator valve for controlled air pressure
- Provides 8 Bar (116 psi) working pressure
- 24L capacity with powerful 257L/min air displacement



## 100L OIL FREE SILENT COMPRESSOR JCB-COMOF-100L

- Wheel mounted with puncture proof (solid) tyres, ideal for manoeuvring on tough terrain
- Fitted with pressure regulator valve for controlled air pressure
- Provides 7 Bar (100 psi) working pressure
- 50L capacity with powerful 17.3CFM air flow
- Euro quick release connection
- Oil free for safe and easy transportation



## 50L AIR COMPRESSOR

21-AC50

- Wheel mounted with puncture proof (solid) tyres, ideal for manoeuvring on tough terrain
- Fitted with pressure regulator valve for controlled air pressure
- Provides 8 Bar (116 psi) working pressure
- 50L capacity with powerful 257L/min air displacement



## 100L BELT DRIVE COMPRESSOR JCB-COMBD-100L

- Wheel mounted with puncture proof (solid) tyres, ideal for manoeuvring on tough terrain
- Fitted with pressure regulator valve for controlled air pressure
- Provides 10 Bar (145 psi) working pressure
- 100L capacity with powerful 14CFM air flow
- Euro quick release connection
- Carry handle



## 8L OIL FREE SILENT COMPRESSOR JCB-COMOF-8L

- Oil free for safe and easy transportation
- Air pressure gauges
- Provides 7 Bar (100 psi) working pressure
- 8L capacity with powerful 4.2CFM air flow
- Carry handle
- Euro quick release connection



## 150L BELT DRIVE COMPRESSOR JCB-COMBD-150L

- Fitted with pressure regulator valve for controlled air pressure
- Provides 10 Bar (145 psi) working pressure
- 150L capacity with powerful 14CFM air flow
- Euro quick release connection



## 24L OIL FREE SILENT COMPRESSOR JCB-COMOF-24L

- Wheel mounted with puncture proof (solid) tyres, ideal for manoeuvring on tough terrain
- Fitted with pressure regulator valve for controlled air pressure
- Provides 7 Bar (100 psi) working pressure
- 24L capacity with powerful 5.28CFM air flow
- Euro quick release connection
- Oil free for safe and easy transportation



## 200L BELT DRIVE COMPRESSOR JCB-COMBD-200L

- Fitted with pressure regulator valve for controlled air pressure
- Provides 10 Bar (145 psi) working pressure
- 200L capacity with powerful 14CFM air flow
- Euro quick release connection





# PORTABLE POWER PRODUCTS.

BUILT TO LAST AND MADE FOR HARD WORK.


PORTABLE POWER, MADE FOR HARD WORK



## 224CC PETROL GENERATOR

JCB-G3600P


- Powered by a 224cc 7.5hp JCB petrol engine
- Max output of 3.6kW / 4.5kVA
- Automatic Voltage Regulator (AVR)
- Built-in overload protection
- 230V / 16A socket, 115V / 16A socket and 12V DC 8.3A auxiliary power outlet
- Heavy-duty recoil pull start



## 457CC PETROL GENERATOR

JCB-G8000PE


- Powered by a 457cc 15hp JCB petrol engine
- Max output of 7.9kW / 9.8kVA
- Automatic Voltage Regulator (AVR)
- Built-in overload protection
- 230V / 32A socket, 2 x 115V / 16A sockets and 12V DC 8.3A auxiliary power outlet
- Heavy-duty recoil pull start and electric start



## 224CC PETROL ENGINE

JCB-E225P


- 224cc horizontal 19.05mm / 3/4" shaft petrol engine
- Easy recoil pull start with heavy-duty braid
- Large 3.5L fuel tank
- Use in most pressure washers, water pumps, tillers, compactor plates, wood chippers and more
- 4-stroke Euro V engine
- Easy to fit



## 457CC PETROL ENGINE

JCB-E460P

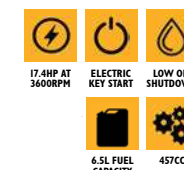
- 457cc horizontal 25.4mm / 1" shaft petrol engine
- Easy recoil pull start with heavy-duty braid
- Large 6.5L fuel tank
- Use in most pressure washers, water pumps, tillers, compactor plates, wood chippers and more
- 4-stroke Euro V engine
- Easy to fit



## 457CC PETROL REPLACEMENT ENGINE

JCB-E460PE

- 457cc horizontal 25.4mm / 1" shaft petrol engine
- Easy electric start with back-up recoil pull start with heavy-duty braid
- Large 6.5L fuel tank
- Use in most pressure washers, water pumps, tillers, compactor plates, wood chippers and more
- 4-stroke Euro V engine
- Easy to fit



## PORTABLE POWER, MADE FOR HARD WORK



### 3100PSI PRESSURE WASHER

JCB-PW7532P

- Powered by a 224cc 7.5hp JCB petrol engine
- Max pressure of 3100psi and flow rate of 10.7L/min
- Commercial-grade AR triplex pump
- 12m hose
- Four quick connect nozzles included (0°, 15°, 25°, 40°)
- Mains, gravity or suction-fed



### 4000PSI PRESSURE WASHER

JCB-PW15040P

- Powered by a 457cc 15hp JCB petrol engine
- Max pressure of 4000psi and flow rate of 15L/min
- Commercial-grade AR triplex pump
- 15.24m hose
- Five quick connect nozzles included (0°, 15°, 25°, 40°, detergent spray nozzle)
- Mains, gravity or suction-fed



### 50MM/224CC WATER PUMP

JCB-WP50


- Powered by a 224cc 7.5hp JCB petrol engine
- 2" / 50mm inlet and outlet
- Total head of 32m and suction head of 7m
- Max flow rate of 466L/min
- Easy recoil pull-start
- Self-Priming



### 80MM/224CC WATER PUMP

JCB-WP80


- Powered by a 224cc 7.5hp JCB petrol engine
- 3" / 80mm inlet and outlet
- Total head of 28m and suction head of 7m
- Max flow rate of 966L/min
- Easy recoil pull-start
- Self-Priming



### 80MM/224CC TRASH WATER PUMP

JCB-WP80T

- Powered by a 224cc 7.5hp JCB petrol engine
- 3" / 80mm inlet and outlet
- Total head of 25m and suction head of 7m
- Max flow rate of 1000L/min
- Easy recoil pull-start
- Self-Priming



### 224CC/120MM WOOD CHIPPER

JCB-CH75100P


- Powered by a 224cc 7.5hp JCB petrol engine
- 100mm chipping capacity
- 360° rotating chute
- Built-in off road tow bar
- 368mm diameter pneumatic wheels
- Easy recoil start



### 457CC/150MM WOOD CHIPPER

JCB-CH150120PE

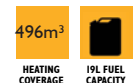
- Powered by a 457cc 15hp JCB petrol engine
- 120mm chipping capacity
- 360° rotating chute
- Built-in off road tow bar
- 400mm diameter pneumatic wheels
- Electric start for rapid ignition



### 20KW SPACE HEATER

JCB-SH70D

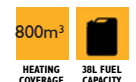
- 20KW / 68,243 BTU heat output
- Up to 496m³ heating coverage
- Adjustable heat settings with built-in thermostat
- Includes a fitted flame cone
- 19 Litre fuel tank
- Diesel or kerosene fuel



### 40KW SPACE HEATER

JCB-SH140D

- 37KW / 126,250 BTU heat output
- Up to 800m³ heating coverage
- Adjustable heat settings with built-in thermostat
- Includes a fitted flame cone
- 38 Litre fuel tank
- Diesel or kerosene fuel



### 63KW SPACE HEATER

JCB-SH215D

- 63KW / 215,000 BTU heat output
- Up to 1300m³ heating coverage
- Adjustable heat settings with built-in thermostat
- Includes a fitted flame cone
- 50 Litre fuel tank
- Diesel or kerosene fuel







# 1 YEAR REPLACEMENT WARRANTY

1 YEAR REPLACEMENT WARRANTY WILL NOT COVER CARBON BRUSHES,  
SWITCH & CABLE CORD



JCB Tools MENA are an official partner of J.C. Bamford Excavators Ltd (JCB)  
JCB Tools MENA is operated exclusively by Tasher DMCC

[www.tasher.ae](http://www.tasher.ae)

Product codes and technical specification may change without prior notice. Engine hp is provided for comparative purposes only. © Copyright Genpower Ltd (JCB Tools UK). Published February 2024. Information contained in this brochure is correct at the time of publication. E&OE.

Disclaimer: All information, product images, sizes and specifications are subject to change to continuous product development and can change without prior notice.  
[www.jcb-tools.com](http://www.jcb-tools.com)



AUTHORIZED DEALER  
BY



AUTHORIZED DEALER  
OF

